

















































Rank	Competitor	Age	Club	RT	PTS	Result
1	 Ariel Muchiraho	17		0.67		1:59.07 17yrs NZR Entry: 2:02.48 -3.41
	50m: 28.32 100m: 58.62 (30.30) 150m: 1:29.08 (30.46) 200m: 1:59.07 (29.99)					
2	 Kane Follows	28		0.63		1:59.85 Entry: 2:03.57 -3.72
	50m: 28.07 100m: 58.31 (30.24) 150m: 1:29.31 (31.00) 200m: 1:59.85 (30.54)					
3	 Josh Edwards- ...	23		0.66		1:59.86 Entry: 2:01.75 -1.89
	50m: 28.66 100m: 58.94 (30.28) 150m: 1:29.50 (30.56) 200m: 1:59.86 (30.36)					
4	 Samuel Poching	23		0.62		2:03.70 Entry: 2:04.75 -1.05
	50m: 28.47 100m: 59.30 (30.83) 150m: 1:31.57 (32.27) 200m: 2:03.70 (32.13)					
5	 Lucas Bell	17		0.62		2:05.13 Entry: 2:07.46 -2.33
	50m: 28.85 100m: 1:00.48 (31.63) 150m: 1:33.37 (32.89) 200m: 2:05.13 (31.76)					
6	 TeRauroha Pak	15		0.69		2:05.41 Entry: 2:05.74 -0.33
	50m: 28.42 100m: 1:00.06 (31.64) 150m: 1:32.90 (32.84) 200m: 2:05.41 (32.51)					
7	 Mitch Ellis	17		0.72		2:06.37 Entry: 2:07.30 -0.93
	50m: 29.66 100m: 1:02.22 (32.56) 150m: 1:34.30 (32.08) 200m: 2:06.37 (32.07)					
8	 Alessandro Esp	21		0.57		2:09.08 Entry: 2:07.82 +1.26
	50m: 29.18 100m: 1:02.35 (33.17) 150m: 1:35.76 (33.41) 200m: 2:09.08 (33.32)					
9	 Hans Haufe	18		0.57		2:11.63 Entry: 2:13.23 -1.60
	50m: 30.10 100m: 1:04.14 (34.04) 150m: 1:38.87 (34.73) 200m: 2:11.63 (32.76)					
10	 Tyson Lynch	18		0.56		2:12.60 Entry: 2:12.54 +0.06
	50m: 30.85 100m: 1:04.23 (33.38) 150m: 1:38.57 (34.34) 200m: 2:12.60 (34.03)					
11	 Yeenok Zhang	18		0.55		2:12.81 Entry: 2:15.47 -2.66
	50m: 29.87 100m: 1:03.63 (33.76) 150m: 1:38.17 (34.54) 200m: 2:12.81 (34.64)					
12	 Ryan Hewertso	17		0.60		2:13.55 Entry: 2:14.71 -1.16
	50m: 30.05 100m: 1:03.61 (33.56) 150m: 1:38.74 (35.13) 200m: 2:13.55 (34.81)					
13	 Harrison James	18		0.62		2:14.73 Entry: 2:13.45 +1.28
	50m: 30.52 100m: 1:05.91 (35.39) 150m: 1:40.52 (34.61) 200m: 2:14.73 (34.21)					

14	 Josiah Joyce	17		0.63	2:16.23 Entry: 2:17.02 -0.79
	50m: 31.75 100m: 1:06.17 (34.42) 150m: 1:41.38 (35.21) 200m: 2:16.23 (34.85)				
15	 Osbert Gu	17		0.70	2:16.67 Entry: 2:16.33 +0.34
	50m: 30.18 100m: 1:04.47 (34.29) 150m: 1:40.45 (35.98) 200m: 2:16.67 (36.22)				
16	 Yen-Cheng Lee	17		0.57	2:17.35 Entry: 2:16.68 +0.67
	50m: 30.82 100m: 1:05.35 (34.53) 150m: 1:41.35 (36.00) 200m: 2:17.35 (36.00)				
17	 Daniel Williams	19		0.55	2:08.19 Entry: 2:08.01 +0.18
	50m: 30.72 100m: 1:03.32 (32.60) 150m: 1:36.35 (33.03) 200m: 2:08.19 (31.84)				
18	 Brandon Holder	19		0.59	2:08.96 Entry: 2:10.00 -1.04
	50m: 29.85 100m: 1:02.99 (33.14) 150m: 1:36.55 (33.56) 200m: 2:08.96 (32.41)				
19	 Liam Rees	19		0.64	2:10.22 Entry: 2:10.29 -0.07
	50m: 30.37 100m: 1:03.72 (33.35) 150m: 1:37.28 (33.56) 200m: 2:10.22 (32.94)				
20	 Vincent Downs-	27		0.54	2:15.52 Entry: 2:16.86 -1.34
	50m: 32.07 100m: 1:07.75 (35.68) 150m: 1:42.24 (34.49) 200m: 2:15.52 (33.28)				
21	 Noah Lomas	14		0.61	2:17.18 Entry: 2:16.57 +0.61
	50m: 31.70 100m: 1:06.57 (34.87) 150m: 1:42.33 (35.76) 200m: 2:17.18 (34.85)				
22	 Timothy Chin	15		0.60	2:17.69 Entry: 2:17.02 +0.67
	50m: 32.57 100m: 1:07.96 (35.39) 150m: 1:42.67 (34.71) 200m: 2:17.69 (35.02)				
23	 Samuel Delama	16		0.70	2:17.92 Entry: 2:15.87 +2.05
	50m: 32.01 100m: 1:07.72 (35.71) 150m: 1:43.58 (35.86) 200m: 2:17.92 (34.34)				
24	 Reon Oosthuizen	18		0.59	2:19.79 Entry: 2:19.73 +0.06
	50m: 31.11 100m: 1:06.15 (35.04) 150m: 1:42.81 (36.66) 200m: 2:19.79 (36.98)				